



# TOP ENHANCEMENTS CREO 11




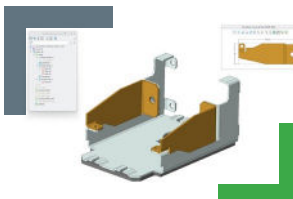
## DELIVER YOUR BEST DESIGNS IN LESS TIME

Our best Creo. Ever. You'll find a wide variety of improvements to help make every day more productive. These include enhanced tools for managing, manipulating, and understanding CAD models, as well as a wide range of enhancements for electrification, composites, model-based definition (MBD), simulation-driven design, and both additive and subtractive manufacturing.

[REQUEST A DEMO >>](#)

## »»» PRODUCTIVITY & USABILITY

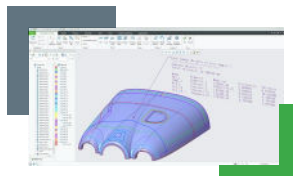
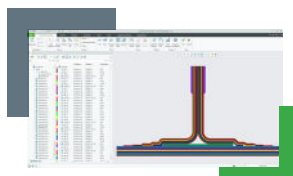
Every year, PTC and Creo make it easier and faster to do your job. Creo 11 is no exception with updates to areas such as multibody design, surfacing and model tree management.



- Creo 11 includes improvements to multibody design workflow including support for the multibody design of sheetmetal parts
- With improved Spot welding, get faster and more flexible definition of multiple projected point references.
- Get faster, more comfortable selection of many surfaces with support for Box, Lasso, and Trace selection as well as selection priority for Quilts.
- Create simplified models easier with a Shrinkwrap option to collect bodies from a referenced assembly into a part.
- Pick up enclosure volume information for packaging optimization.

## »»» DESIGN FOR COMPOSITES


Expand your realm of possibilities. Leverage composite materials to ensure the strongest and lightest results possible.



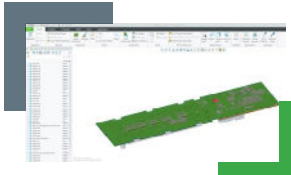
- Explore expanded functionality for transitions, laminate section, and draping simulation, making it easier to manage and visualize plies.
- With zone based design apply conceptual top-down composite design using zone regions and zone stack recipes to automatically create plies.
- Get more flexibility during composite design and preparation for manufacturing as well as better clarity on the ply book drawing.
- Increase composite product quality through support of leading laser projection formats.

## »» DESIGN FOR ELECTRIFICATION

Electrification is becoming a key initiative for many industries. Creo has improved design tools for cables, harness, and PCBs design to help you create and manage wiring, harnesses, and circuit boards.



- With cabling, access the remove locations capability to get a dynamic preview in the graphics area, expanded filtering, and Undo/Redo options.
- Harness settings can now be changed during routing, and the cabling tree has been updated for greater visibility of harness structure.



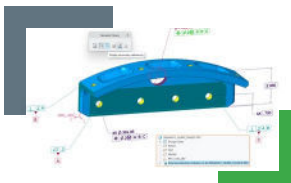
- Get more flexibility to control the transparency control of various layers in ECAD with improved context data visibility.

## »» MODEL-BASED DEFINITION & DIGITAL THREAD

Creo 11 gives you powerful model-based definition tools to provide greater clarity with less effort.



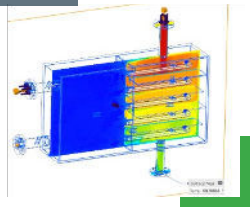
- Quickly and easily organize data in simple tables. Get access to flat-to-screen or annotation planes and support for parameter callouts.
- With semantic query for inheritance models enhance search precision and efficiency.



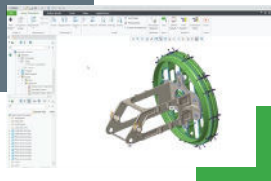
- GD&T Advisor has now been enhanced with support for ISO 22081 for indication of general tolerances and combined simplified hole callouts for ISO models
- Support for export of STEP AP242, edition 3. This ISO standard for data exchange enables seamless sharing of 3D models along with associated semantic product manufacturing information. (Available in an upcoming maintenance release.)

## »» SIMULATION & OPTIMIZATION

Improve your products with enhanced simulation-driven design tools and get options you might have never considered.



- Creo Simulation Live now includes support for conjugate heat transfer between solid geometry and fluid bodies.
- Creo Ansys Simulation Advanced includes support for transient structural simulation (time dependent boundary conditions).
- With Creo 11, generative design continues to evolve. Creo's award-winning generative design has been improved with minimum feature size constraints, bearing load support, and planar symmetry constraints.



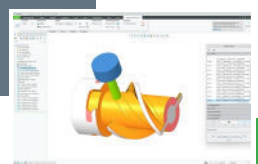
## »» MANUFACTURING

Creo 11 brings improvements for both additive and subtractive manufacturing, making it easy for you to deliver high-quality manufacturable products.



### Additive Manufacturing:

- It's now easier to create complex lattices with a new lattice command to connect two or more separate lattices.
- Get additional flexibility with expanded capabilities for stochastic lattices and the ability to adjust Simplified lattices using Warp.



### Subtractive Manufacturing

- High-Speed Milling now supports 4-Axis rotary roughing and finishing toolpaths.
- Additional Area turning capabilities have been added to 4-Axis.

Creo 11 offers a wealth of improvements to help you and your team improve productivity, quality, and innovation. From productivity tools that you will use every day, to simulation-driven design tools and innovative composite design tools, Creo provides the capabilities you need to help you deliver your best designs in less time.

[As the outright Innovation leader in ABI Research's](#) latest competitive assessment, Creo has been recognized to have robust set of CAE/CAM capabilities, intuitive model-based offerings, and the integration of disruptive technologies like simulation.



**Creo is the 3D CAD solution** that helps you accelerate product innovation to build better products faster. Easy-to-learn Creo uses a model-based approach to seamlessly take you from the earliest phases of product design to manufacturing and beyond. Combining powerful, proven functionality with new technologies including generative design, real-time simulation, advanced manufacturing, IIoT and augmented reality, Creo helps you iterate faster, reduce costs and improve product quality. Creo is also available as a SaaS product, providing innovative cloud-based tools for real-time collaboration and streamlined license management and deployment. The world of product development moves quickly, and only Creo delivers the transformative tools you need to build competitive advantage and gain market share.

Please visit the [PTC support page](#) for the most up-to-date platform support and system requirements.

© 2024, PTC Inc. (PTC). All rights reserved. Information described herein is furnished for informational use only, is subject to change without notice, and should not be taken as a guarantee, commitment, or offer by PTC. PTC, the PTC logo, and all PTC product names and logos are trademarks or registered trademarks of PTC and/or its subsidiaries in the United States and other countries. All other product or company names are property of their respective owners. The timing of any product release, including any features or functionality, is subject to change at PTC's discretion. 419183 Creo 11: Top Enhancements\_0324